



FROM AN INTERNET BROWSER

Web-based

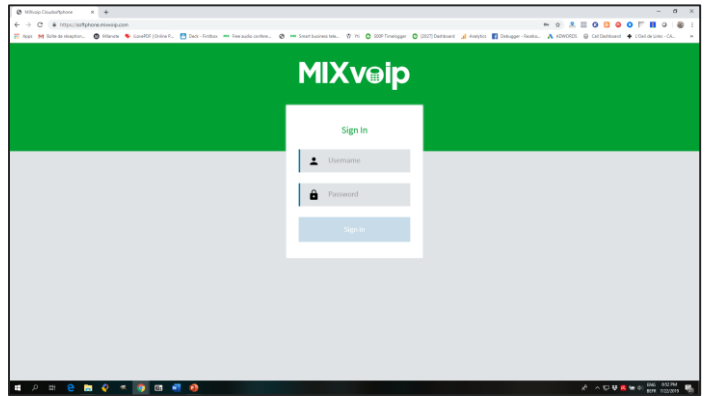
1. To launch the cloud softphone , go on:
<https://softphone.mixvoip.com/>

2. Enter your credentials

Username: \$ext@\$pbx

Your extension number @ your company's cloud pbx name

Password: your PIN code

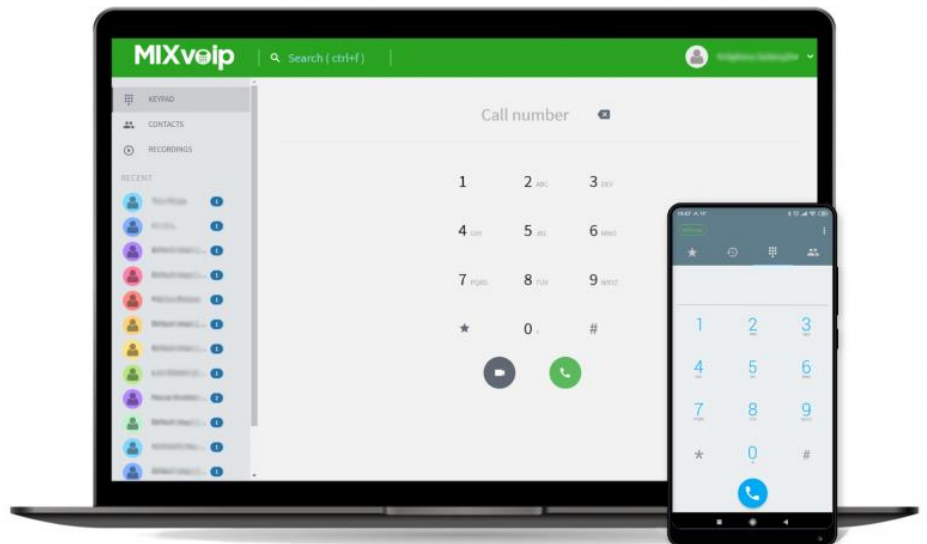


3. You're logged in

If you don't know the information above,
please ask your administrator or our support team:

support@mixvoip.com


+352 20 3333 00
+49 651 937 488 44
+32 2 342 42 77



FROM AN ANDROID OR APPLE DEVICE

Applications

1. Download app on the apple or play store



2. To log in :

- Enter your credential:

Username: \$ext@\$pbx@MIXVOIP

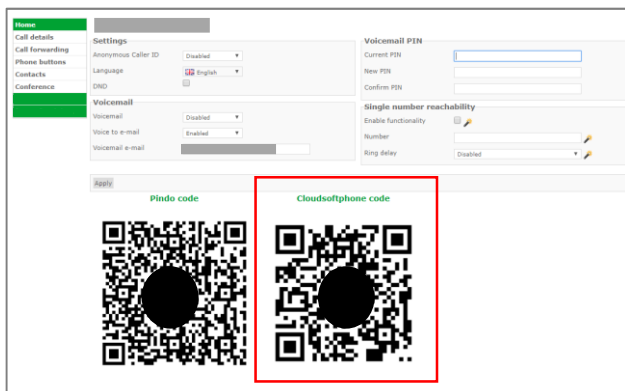
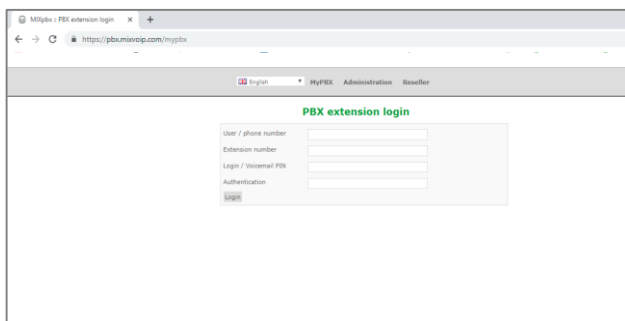
Password: your PIN code

OR

- Scan your QR code:

- Log in on mypbx
<https://pbx.mixvoip.com/mypbx>

- Scan the QR code for the cloud softphone



3. You're logged in